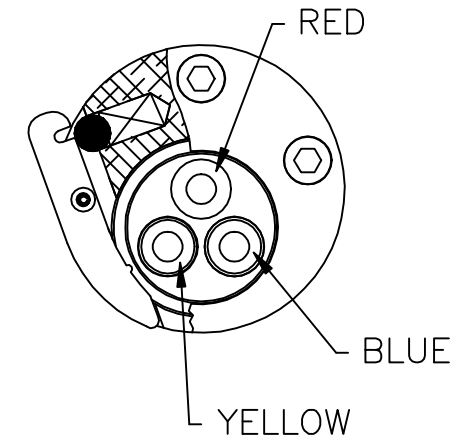
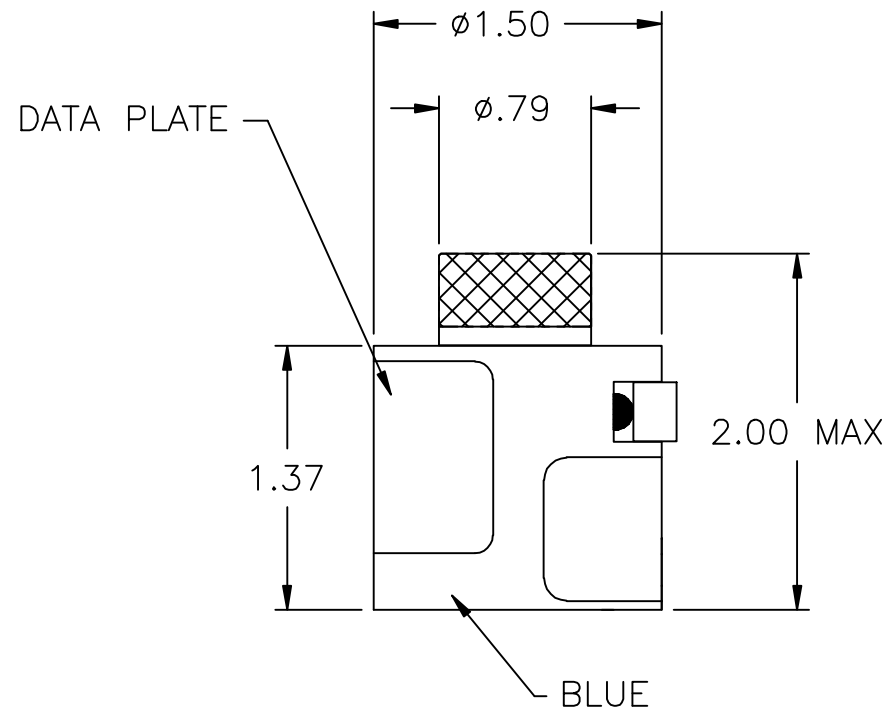


**UNCONTROLLED DOCUMENT
WILL NOT BE UPDATED**

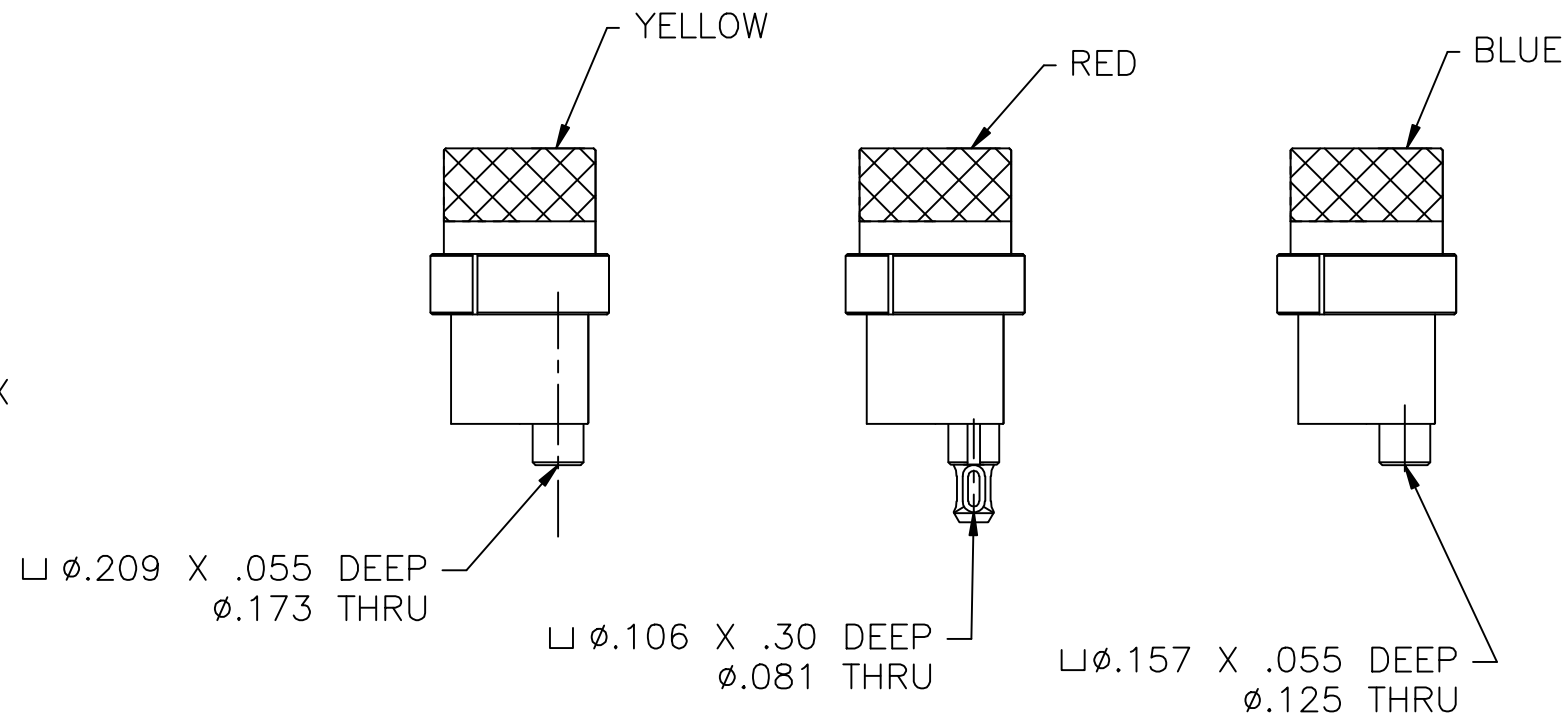
CONTACT	POSITIONER AND MATING END COLOR	26	24	22	20	18	16	14	12	WIRE SIZE
20-20	RED	1	2	3	4					
16-22	BLUE	1	2	3	4					
16-20*		1	2	3	4					
16-16	YELLOW				4	5	6			
12-16					4	5	6	7	8	
12-12										

MS3162 AND 63 MS3192 AND 93 MS18134 AND 36 MS24254 AND 55 MS90453 AND 54
M39029/1, /2, /3, /4, /5, /9, /10, /11, /12
M3723/29, /30, /33, /34 *M39029/1-101 USE RED POSITIONER

DATA PLATE



RANDOM ORDER OF ROTATION IS ACCEPTABLE



TYPICAL CONSTRUCTION
DIAMETERS ARE MEASURED FROM TOP OR FACE OF POSITIONER INSERTS

NOTES: 1. THIS IS AN AUTOCAD DRAWING DO NOT CHANGE MANUALLY.

A	NEW RELEASE.	DYO	04-29-15	MMK	THESE DRAWINGS, SPECIFICATIONS OR OTHER DATA ARE AND REMAIN, THE PROPERTY OF ASTRO TOOL CORP. AND MUST BE RETURNED UPON REQUEST. THEY CONTAIN INFORMATION OWNED AND/OR DEVELOPED BY ASTRO AT ITS OWN PRIVATE EXPENSE AND MAY NOT BE USED, DUPLICATED OR DISCLOSED TO OTHERS, IN WHOLE OR IN PART FOR DESIGN, MANUFACTURE OR PROCUREMENT WITHOUT THE WRITTEN PERMISSION OF ASTRO TOOL CORP. EACH AND EVERY TIME.	SCALE:	N.T.S.	UNLESS OTHERWISE SPECIFIED: DECIMALS: .XXX ± .005 .XX ± .010 .X ± .030 ANGLES: ± 1°	21615 S.W. TUALATIN VALLEY HWY., BEAVERTON OR 97006	CAGE 58164 DESCRIPTION: ENVELOPE DRAWING: 615709 TURRET ASSEMBLY, M22520/1-02
						DWN BY:	DYO			
REV.	DESCRIPTION	BY	DATE	APR.					PART NO.	B 615709-ENV