



## Features

- Shielded construction
- Iron powder core
- High saturation current
- Inductance range: 0.56 to 47  $\mu$ H
- Rated current up to 18 A
- RoHS compliant\* and halogen free\*\*

## Applications

- DC/DC converters
- Power supplies for:
  - Portable communications equipment
  - Laptop computers
  - Camcorders, HDTV, car audio systems
  - Video game consoles

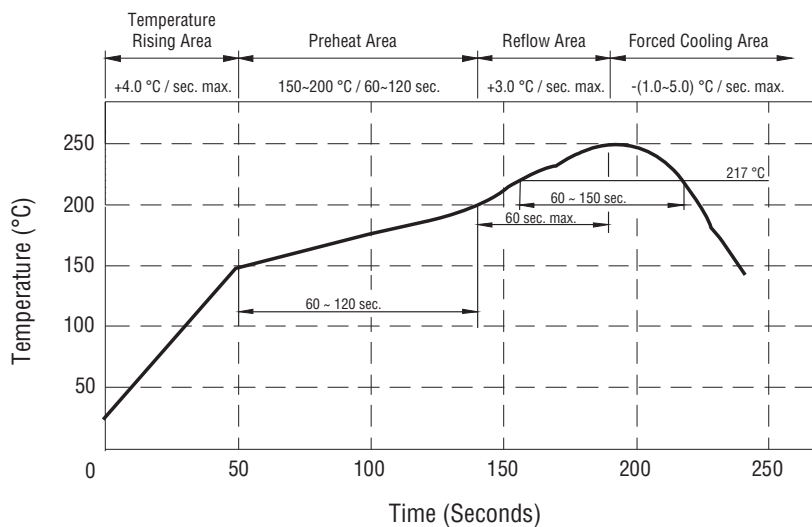
# SRP6540 Series - Shielded Power Inductors

## Electrical Specifications

Bourns Part No.	Inductance L ( $\mu$ H) $\pm 20$ %	DCR ( $m\Omega$ ) Max.	I rms (A)	I sat (A)
SRP6540-R56M	0.56	4.4	18	18
SRP6540-R68M	0.68	5.0	16.5	17
SRP6540-R82M	0.82	5.5	15	15
SRP6540-1R0M	1.0	7.2	12	13.5
SRP6540-1R5M	1.5	10.0	11	11
SRP6540-2R2M	2.2	15.5	9	9
SRP6540-3R3M	3.3	23.0	6.5	7
SRP6540-4R7M	4.7	33.5	6	6.5
SRP6540-5R6M	5.6	38.0	5.5	6
SRP6540-6R8M	6.8	49.5	5	5.5
SRP6540-8R2M	8.2	50.5	4.5	5
SRP6540-100M	10	78.5	4	4
SRP6540-150M	15	121	2.9	2.9
SRP6540-220M	22	133	2.5	2.5
SRP6540-270M	27	290	2	2
SRP6540-390M	39	322	1.8	1.8
SRP6540-470M	47	366	1.6	1.6

## Soldering Profile

Peak Temperature: 250 °C max.  
 Time Above 245 °C: 30 sec. max.  
 Time Above 217 °C: 60 ~ 150 sec. max.



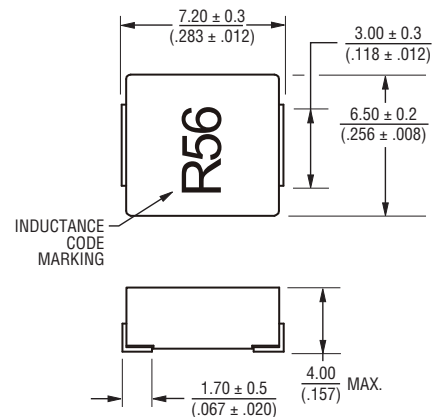
## General Specifications

Test Voltage .....0.25 V  
 Test Frequency ..... 100 KHz  
 Operating Temperature .....-55 °C to +125 °C  
 (Temperature rise included)  
 Storage Temperature .....-55 °C to +125 °C  
 Resistance to Soldering Heat .....+250 °C for 10 sec.

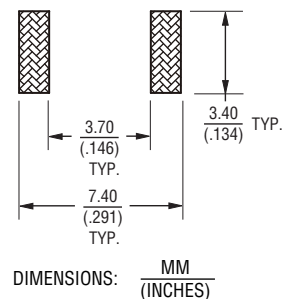
## Materials

Core ..... Iron powder  
 Wire ..... Enameled copper  
 Terminal ..... Cu/Ni/Sn  
 Rated Current ..... Ind. drops 20 % typ. at I<sub>sat</sub>  
 Temperature Rise ..... 40 °C typ. at rated I<sub>rms</sub>  
 Packaging ..... 1200 pcs. per 13-inch reel

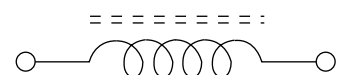
## Product Dimensions



## Recommended Layout



## Electrical Schematic



\* RoHS Directive 2002/95/EC Jan. 27, 2003 including annex and RoHS Recast 2011/65/EU June 8, 2011.

\*\* Bourns follows the prevailing definition of "halogen free" in the industry. Bourns considers a product to be "halogen free" if (a) the Bromine (Br) content is 900 ppm or less; (b) the Chlorine (Cl) content is 900 ppm or less; and (c) the total Bromine (Br) and Chlorine (Cl) content is 1500 ppm or less.

Specifications are subject to change without notice.

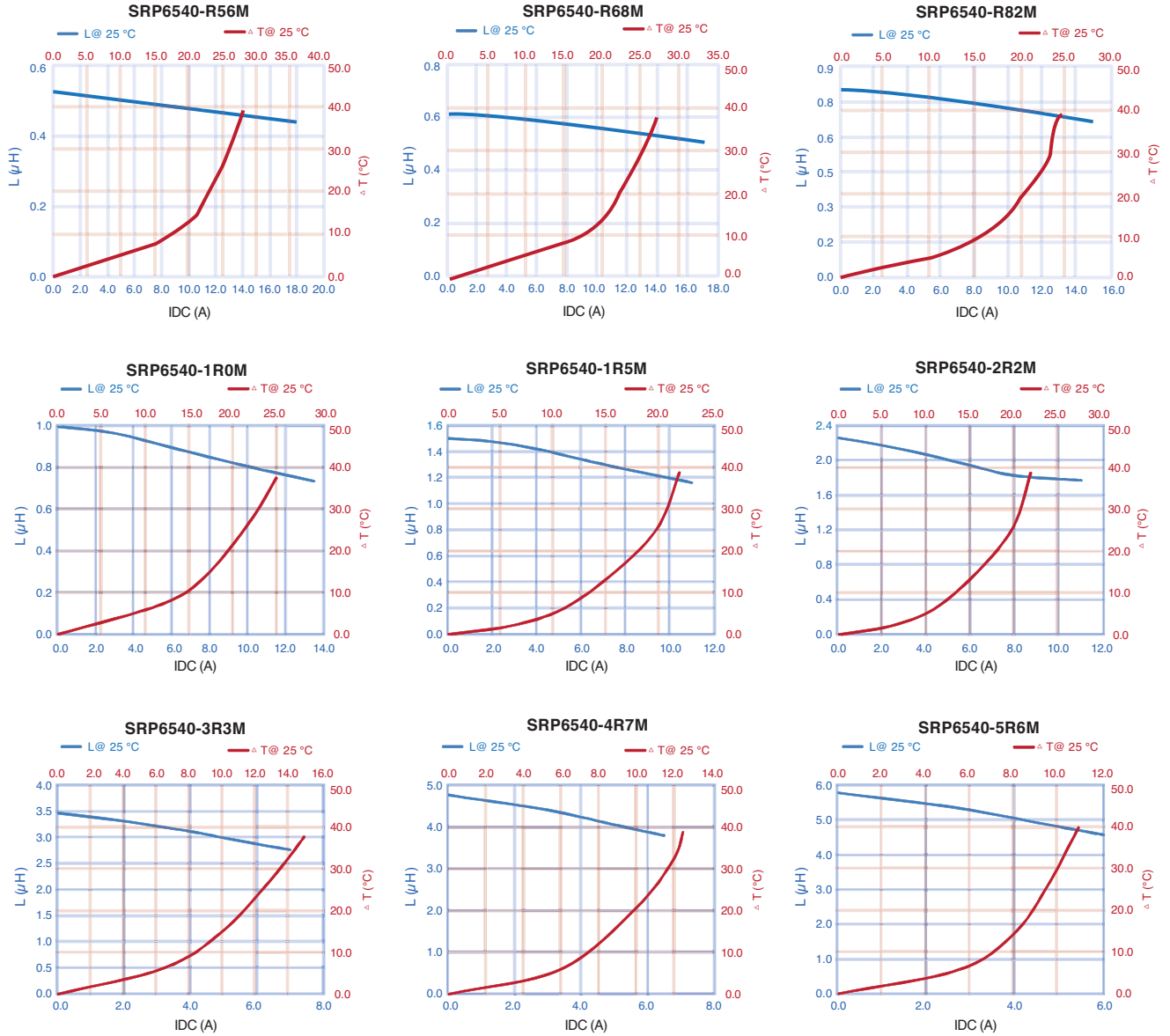
The device characteristics and parameters in this data sheet can and do vary in different applications and actual device performance may vary over time.

Users should verify actual device performance in their specific applications.

# SRP6540 Series - Shielded Power Inductors

**BOURNS®**

## L vs. I Charts

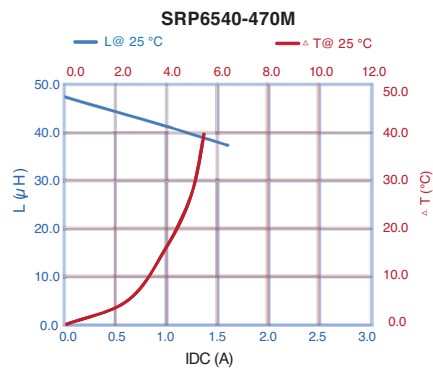
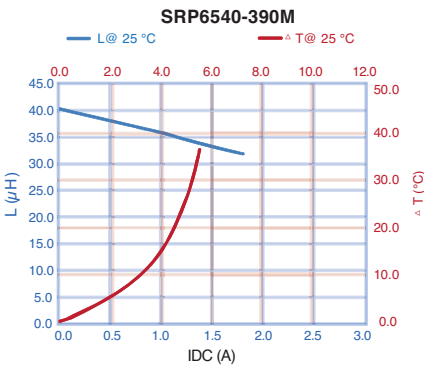
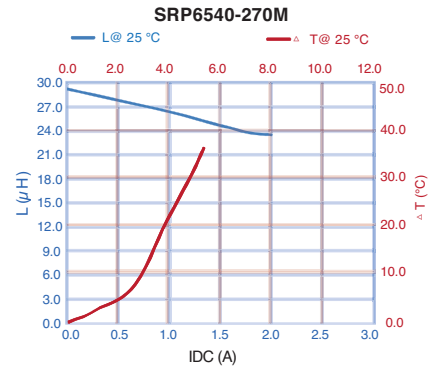
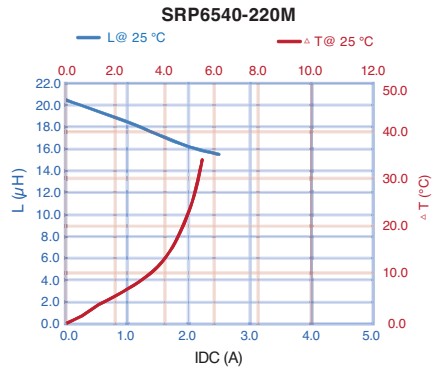
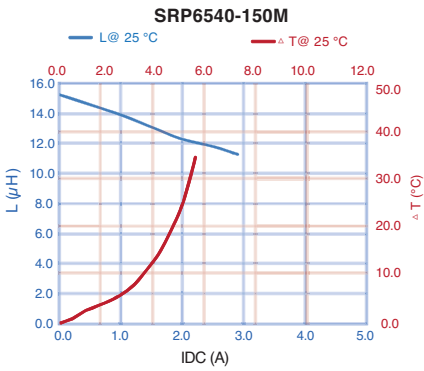
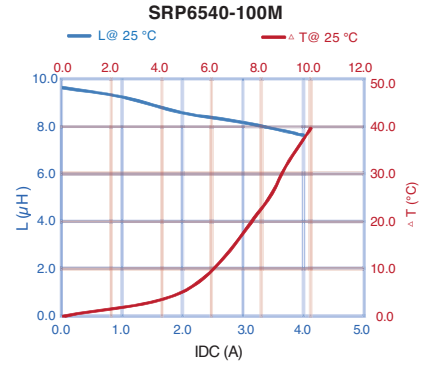
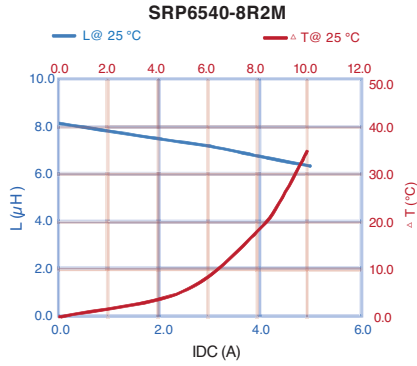
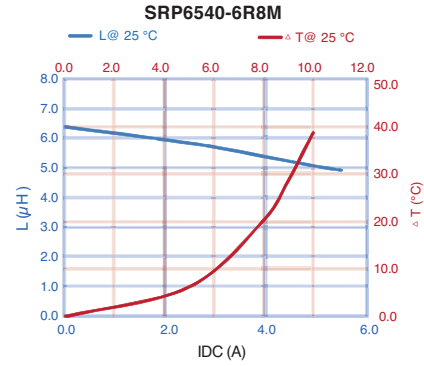


Specifications are subject to change without notice. The device characteristics and parameters in this data sheet can and do vary in different applications and actual device performance may vary over time. Users should verify actual device performance in their specific applications.

# SRP6540 Series - Shielded Power Inductors

**BOURNS®**

## L vs. I Charts

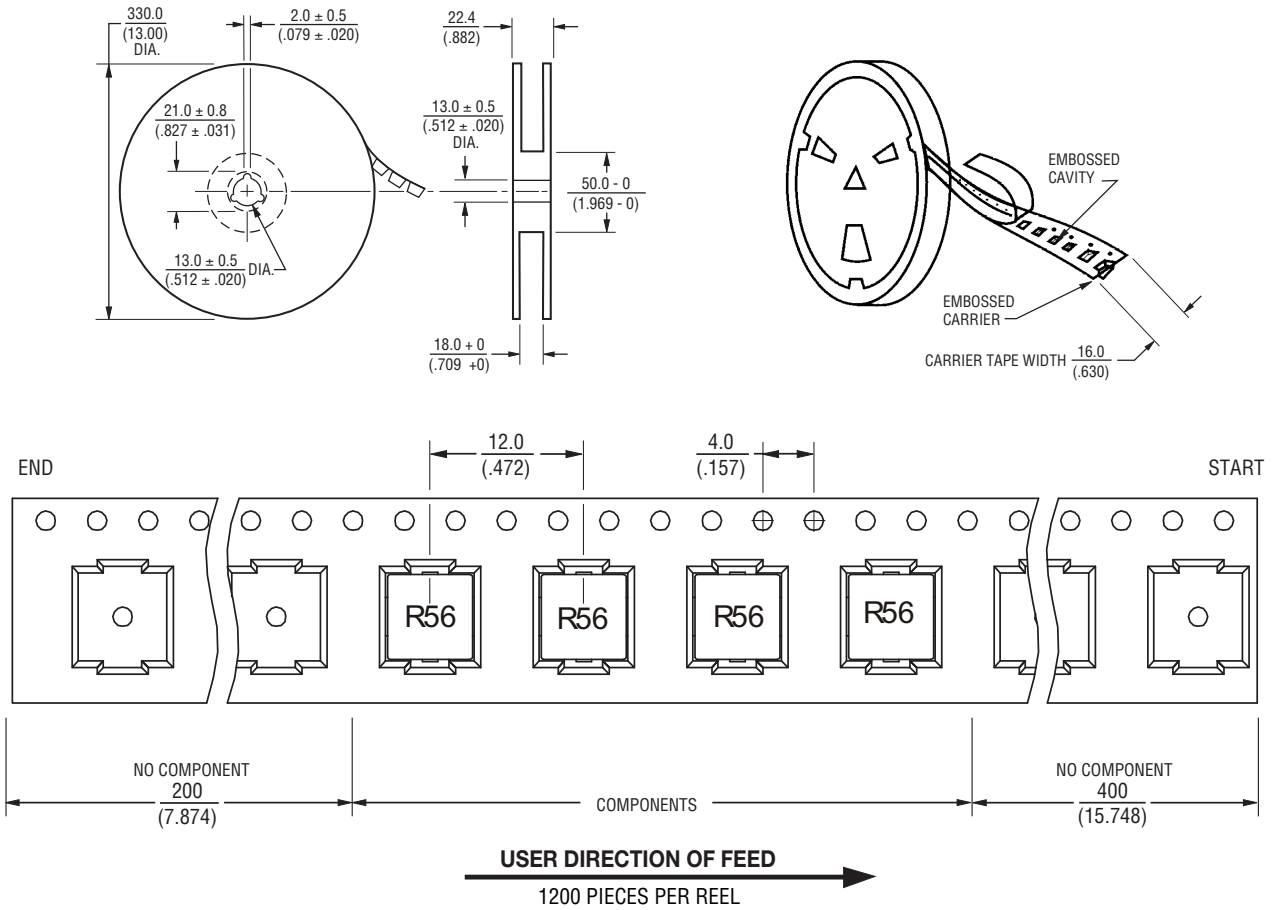


Specifications are subject to change without notice.  
 The device characteristics and parameters in this data sheet can and do vary in different applications and actual device performance may vary over time.  
 Users should verify actual device performance in their specific applications.

# SRP6540 Series - Shielded Power Inductors

**BOURNS®**

## Packaging Specifications



DIMENSIONS:  $\frac{\text{MM}}{\text{(INCHES)}}$

**BOURNS®**

Asia-Pacific: Tel: +886-2 2562-4117 • Fax: +886-2 2562-4116

Europe: Tel: +41-41 768 5555 • Fax: +41-41 768 5510

The Americas: Tel: +1-951 781-5500 • Fax: +1-951 781-5700

[www.bourns.com](http://www.bourns.com)